

BIOCHEMICALS BY SORACHIM

Blocking Peptide Fragment from Microorganism BPF-301

SPECIFICATIONS

Appearance:	White amorphous powder, lyophilized
Molecular weight:	22,000 (SDS-PAGE)
Contaminants:	Inorganic phosphate < 0.01 mg/g Alkaline phosphatase < 1x10 ⁻⁴ U/mg
Storage :	2 - 8 °C.
Stability :	At least 12 months at 2-8°C

Features:

Efficiency:	Excellent blocking performance
Operation Time:	Shorter time of operation
Sensitivity:	No interference on ELISA assay

BIOCHEMICALS BY SORACHIM

Blocking Peptide Fragment from Microorganism BPF-301

SPECIFICATIONS

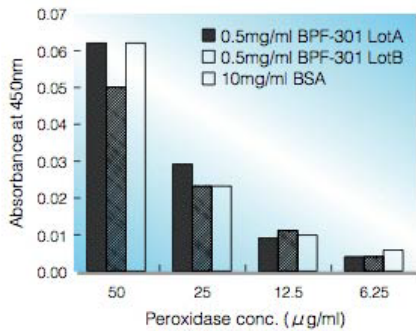


Fig.1. BPF-BSA Comparison: Blocking Efficiency

Peroxidase solutions containing BPF-301 or BSA were added to 96 wells polystyrene plate. The plate was incubated at 37°C for 1hr and then washed with 0.02% Tween20. The blocking performance was evaluated by measuring the peroxidase activities retained on polystyrene plate. The lower absorbance shows the higher blocking performance. Blocking performance of BPF-301 is much higher than that of BSA.

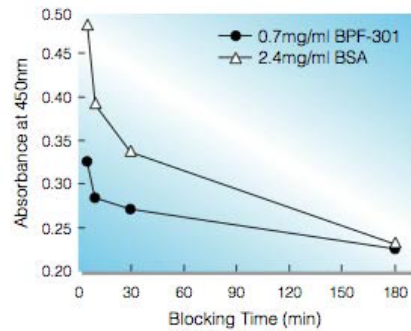


Fig.2. BPF-BSA Comparison: Blocking Time

BPF-301 or BSA solution was added to 96 wells polystyrene plate. The plate containing these blocking reagent was incubated at 4°C for 5~180 minutes, and then washed with 0.02% Tween20. The blocking performance was measured by human serum and anti-human IgG goat antibody POD conjugate system. Operation time required for blocking reaction is shorter than that of BSA.

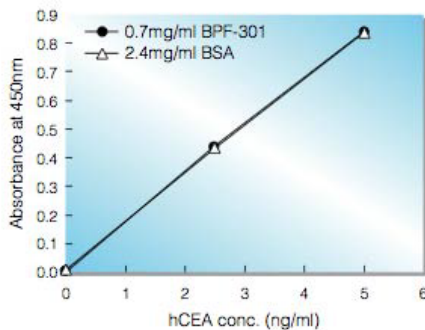


Fig.3. BPF-BSA Comparison: Measuring sensitivity

BPF-301 or BSA was used as a blocking reagent in ELISA assay for detection of hCEA. It was shown that no interference on ELISA assay was found in BPF-301.

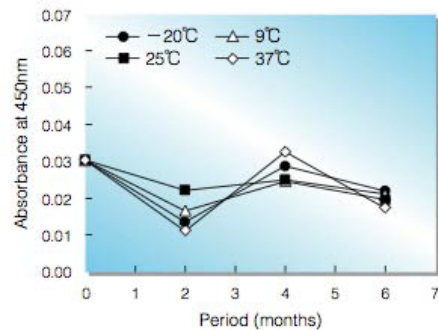


Fig.4. Stability (Powder form)

Blocking performance was measured by the method mentioned in Fig.1.

BIOCHEMICALS