

# ENZYMES

BY

# SORACHIM

## Lipoproteine Lipase "Chemically Stabilized"

### LPL-322

#### SPECIFICATIONS

Appearance :	Light brown amorphous powder lyophilized
EC :	3.1.1.34
Activity :	> 30 U/mg-solid
Contaminants :	NADH oxidase $\leq 1.0 \times 10^{-3}\%$ Phosphatase $\leq 1.0 \times 10^{-3}\%$ Catalase $\leq 2.0 \times 10^{-2}\%$ Cholesterol oxidase $\leq 2.0 \times 10^{-3}\%$
Stabilizers :	Mg <sup>2+</sup> , bovine serum albumin
Stability :	Store at -20 °C
Inhibitors :	Hg <sup>2+</sup> , Cu <sup>2+</sup>
Optimum pH :	8.0
Optimum temperature :	40 – 45 °C
pH Stability :	pH 5.5 - 10 (25 °C, 20hr)
Thermal stability :	below 40 °C (pH 7.0, 15min)

# ENZYMES

BY

# SORACHIM

## Lipoproteine Lipase "Chemically Stabilized"

### LPL-322

#### SPECIFICATIONS

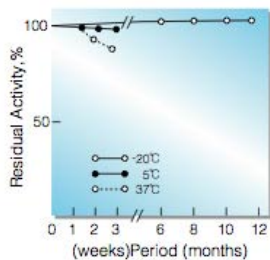


Fig.1. Stability (Powder form)  
(kept under dry conditions)

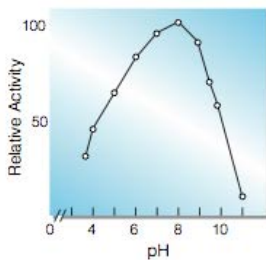


Fig.3. pH-Activity  
(37°C, in 0.1M Britton-Robinson buffer)

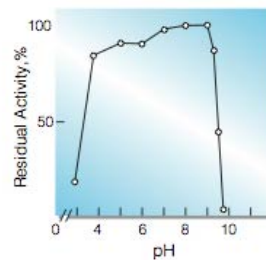


Fig.5. pH-Stability  
(25°C, 20hr-treatment with 0.1M Britton-Robinson buffer)

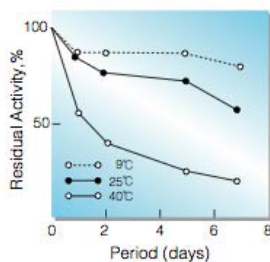


Fig.2. Stability (Liquid form)  
(in 20mM K-phosphate buffer, pH7.5  
(contg. 2.0mM MgCl<sub>2</sub>, 0.5mM EDTA.Na<sub>3</sub>, 0.005% NaN<sub>3</sub>)  
enzyme concn..4U/ml)

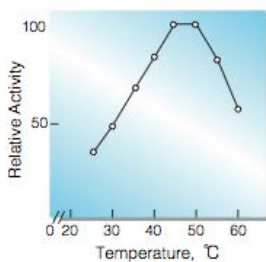


Fig.4. Temperature activity  
(in 0.1M K-phosphate buffer, pH7.0)

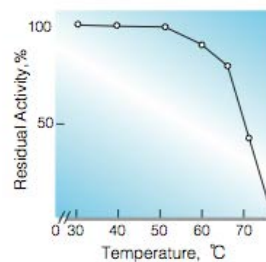


Fig.6. Thermal stability  
(10min-treatment with 0.1M K-phosphate buffer, pH7.0)

E  
N  
Z  
Y  
M  
E  
S